

**REGULAR NOTICE OF
BOARD MEETING**

20th DISTRICT AGRICULTURAL ASSOCIATION

Gold Country Fairgrounds and Event Center
1273 High Street, Auburn, California 95603
530-823-4533

MEETING DATE & LOCATION

Monday, March 30, 2026 @ 4:45 pm
Clubhouse

1273 High Street, Auburn, CA 95603

Notice and Agenda available on the internet at www.goldcountryfair.com

20th DAA BOARD OF DIRECTORS

Keri Askew Bailey, Chairman
Corinn Crowley, Vice Chairman
Peg Johnson
Eddie Vegaalban
Bethel Vercruyssen
Doug Houston

PUBLIC COMMENT

Members of the public are encouraged to provide comment to the Board and may suggest items to be placed on the agenda for discussion at the next Board meeting. While the Board values the participation of the public, the Board Chairman reserves the right to limit the time for public comment to a maximum of three (3) minutes per speaker in order to proceed with the agenda. Public comment must be related to fair authority and jurisdiction and their placement on the agenda is within the discretion of the Board.

AMERICANS WITH DISABILITIES ACT

All Board meetings must be accessible to the physically disabled. Any person needing a disability-related accommodation or modification to attend or participate in any Board or Committee meetings, or other Gold Country Fair activities may request assistance by contacting Sonia Del Toro at Gold Country Fair Office.

REGULAR BOARD MEETING AGENDA

20th DISTRICT AGRICULTURAL ASSOCIATION
Gold Country Fairgrounds and Event Center
1273 High Street, Auburn, California 95603
530-823-4533

MEETING DATE & LOCATION

Monday, March 30, 2026 @ 4:45 pm
Clubhouse
1273 High Street, Auburn, CA 95603
Notice and Agenda available on the internet at www.goldcountryfair.com

I. CALL TO ORDER:

A. All matters noticed on this agenda, in any category, may be considered for action as listed. Any item not so noticed may not be considered. Items listed on this agenda may be considered in any order at the discretion of the President.

II. PLEDGE OF ALLEGIANCE

III. ROLL CALL OF BOARD MEMBERS

IV. CONSENT CALENDAR:

- A. Approval of Meeting Minutes as written:
 - 1. Board Meeting Minutes dated February 26, 2026
- B. Approval of Expenditures, Home Depot, Cal Card
 - 1. See Checks and Payments Report
- C. Approval of Monthly Financials
- D. Approval of the following Agreements
 - 1. F-31 Interim Rental Agreements: 26-09, 26-11, 26-13, 26-16, 26-27, 26-28, 26-30, 26-35, 26-36, 26-37
 - 2. Standard Contracts: 26-02, 26-03, 26-04, 26-07, 26-09
 - 3. Fair time Commercial Vendor Contracts: None to Consider
 - 4. Fair time Concession Vendor Contracts: None to Consider

V. COMMITTEE REPORTS:

- A. CEO Report
 - 1. Fairgrounds activity
 - 2. 2026 Crab Feed Recap
 - 3. Tenant Negotiations – Fast Friday's
 - 4. Board Committees
 - 5. Form 700
 - 6. Staff Update
- B. Executive Committee
- C. Interim Committee
- D. Policy Committee

E. Buildings and Grounds Committee

F. Finance Committee:

G. Long-Range Committee

H. Fair Committee:

VI. **CORRESPONDENCE:**

A. Items provided via email to Directors with copies available at the meeting.

1. PMIA/LAIF Performance Report

VII. **FINANCIALS:**

A. Finance Committee to discuss monthly finance report.

VIII. **OLD BUSINESS:**

A. 2027 Fair Dates (proposal)

IX. **NEW BUSINESS:**

A. Fast Fridays Update – Dave Joiner (15 mins)

B. Non-Profit Application:

1. Motherlode Model T Club – Swap Meet
2. Ka’ono’hi Foundation – Sacramento Aloha Festival

X. **MATTERS OF INFORMATION:**

A. CEO Comments

B. Director/Staff Comments

C. Board Meeting Dates:

1. Thursday, April 23, 2026
2. Thursday, May 28, 2026

D. Upcoming Key Activities

XI. **PUBLIC COMMENT:**

A. Public comment is a right granted to the public. It is reserved for items that are not listed on the agenda, but under this Board’s jurisdiction. Please be informed that public participation under public comment will be limited to three (3) minutes per speaker and in accordance with state law, the Board will not comment or otherwise consider such public comment item for business until and unless such item has been properly listed on the agenda at a future meeting.

XII. **CLOSED SESSION:** The Board of Directors of the 20th DAA is permitted to meet in closed session to discuss the following: Pending Litigation – Government Code 11126(e)(2) and Personnel Matters- Government Code 11126(a): CEO Hiring.

XIII. **REPORT OUT OF CLOSED SESSION:** Report any action taken by the Board.

XIV. **ADJOURNMENT**

Further information regarding this regularly scheduled meeting of the Board of Directors for the 20th District Agricultural Association may be obtained by contacting the Chief Executive Officer at 1273 High Street, Auburn, CA 95603, telephone 530-823-4533.
Date of Notice March 19, 2026

MINUTES OF REGULAR BOARD MEETING

20th DISTRICT AGRICULTURAL ASSOCIATION
 Gold Country Fairgrounds and Event Center
 1273 High Street, Auburn, California 95603
 530-823-4533

MEETING DATE & LOCATION

Thursday, February 26, 2026 @ 4:45 pm
 Clubhouse
 1273 High Street, Auburn, CA 95603
 Notice and Agenda available on the internet at www.goldcountryfair.com

I. CALL TO ORDER:

A. All matters noticed on this agenda, in any category, may be considered for action as listed. Any item not so noticed may not be considered. Items listed on this agenda may be considered in any order at the discretion of the President.

II. PLEDGE OF ALLEGIANCE

III. ROLL CALL OF BOARD MEMBERS

Directors Present: President Bailey, Director Crowley, Director Houston, Director Vercruyssen, Director Johnson

Directors Absent: Director Vegaalban

- A. President Bailey entertains a motion to excuse Director Vegaalban’s absence as he indicated a work conflict within reasonable time of the meeting.
- B. Director Johnson moves to excuse Director Vegaalban from the February Regular Board Meeting on February 26, 2026. Director Houston to 2nd the motion.
- C. President Bailey asks if there is any further discussion.

President Bailey asks all who are in favor to excuse Director Vegaalban from the February Regular Board Meeting on February 26, 2026:

Board Member	Approved (Yes Vote)	Not Approved (No Vote)	Abstain
Peg Johnson	X		
Keri Askew Bailey	X		
Bethel Vercruyssen	X		

Doug Houston	X		
Corinn Crowley	X		
Eddie Vegaalban			

a. Motion to excuse Director Vegaalban from the February Regular Board Meeting on February 26, 2026, passes.

IV. PUBLIC COMMENT:

A. Dusty Byers of the American Legion Post 84 states that a non-profit discount application is on the agenda to be considered and encourages the board to consider discounting the event as it is not a fundraiser but instead a free, annual community event to honor veterans.

V. CONSENT CALENDAR:

A. Director Houston moves to approve the Consent Calendar. Director Johnson to 2nd the motion.
 B. President Bailey asks if there is any further discussion.

President Bailey asks all who are in favor of approving the Consent Calendar:

Board Member	Approved (Yes Vote)	Not Approved (No Vote)	Abstain
Peg Johnson	X		
Keri Askew Bailey	X		
Bethel Vercruyssen	X		
Doug Houston	X		
Corinn Crowley	X		
Eddie Vegaalban			

a. Motion to approve the Consent Calendar passes.

II. COMMITTEE REPORTS:

A. CEO Report

1. Fairgrounds activity

a. Director Crowley directs the board’s attention to the calendars included in the board packet that reflect the monthly activity occurring on the grounds.

2. 2026 Crab Feed

a. Director Crowley reports that the online ticketing system has crashed and staff are doing their best to sell tickets despite the challenge. Director Crowley adds that her goal for the event is to net \$40,000.00 in income.

3. Tenant Negotiations

- a. Director Crowley reports that she is currently in negotiations with Dave of Fast Fridays for a two-year agreement for the usage of McCann stadium during the race season.
- 4. Rental Rates 101
 - a. Director Crowley addresses the rental rate increases that have occurred, specifically in the last three years. Director Crowley states that the spreadsheet reflects the increases by percentage, some exceeding a standard 5% increase. Director Crowley does not request action and adds that presenting the information was strictly for educational purposes.
- 5. Board Committees
 - a. Director Crowley reminds the board to review their committee assignments and encourages the board to meet continuously.
- 6. Form 700
- 7. Staff Reality
 - a. Director Crowley congratulates Sonia for expecting her first-born in April and balancing several responsibilities in the office and supporting the Interim CEO. Director Crowley adds that a job posting has been prepared to replace the vacant administrative position.

B. Interim Committee

C. Policy Committee

D. Buildings and Grounds Committee

E. Finance Committee

- 1. Director Crowley reports on the committee's behalf. Director Crowley reports that we currently have a \$300,000.00 monthly compounded reserve balance and adds that the balance has a lot of room for improvement. Director Crowley states that when she was appointed as Interim CEO, she noticed that the budget deficit exceeded \$200,000.00 and has defined in-kind contributions that were not accurately reported that adjusted the budget in a positive way. Director Crowley states that misreporting proves just how fragile the ecosystem of the fairgrounds is.

F. Long-Range Committee

G. Fair Committee

III. **CORRESPONDENCE:**

- A. Items provided via email to Directors with copies available at the meeting.
 - 1. PMIA/LAIF Performance Report
 - 2. F2026-02 - 2026 State Rules for California Fairs

IV. **FINANCIALS:**

- A. Finance Committee to discuss monthly finance report.

V. **OLD BUSINESS:**

- A. 2027 Fair Dates (proposal)
 - 1. President Bailey defers this item to the next meeting.

VI. **NEW BUSINESS:**

- A. Non-Profit Application – American Legion Post 84

1. President Bailey delegates this responsibility to Interim CEO Crowley.
- B. State of the Association
 1. Director Crowley directs the board's attention to a report that reflects 2025 analytics and some likely trends over the span of three years.
- C. Installation of 2026 Officers
- D. Annual Resolutions
 1. Director Crowley reviews the Annual Resolutions with the board.
- C. Director Houston moves to approve the Annual Resolution items A, B, and C. Director Johnson to 2nd the motion.
- D. President Bailey asks if there is any further discussion.

President Bailey asks all who are in favor of approving the Annual Resolution items A, B, and C:

Board Member	Approved (Yes Vote)	Not Approved (No Vote)	Abstain
Peg Johnson	X		
Keri Askew Bailey	X		
Bethel Vercruyssen	X		
Doug Houston	X		
Corinn Crowley	X		
Eddie Vegaalban			

- a. Motion to approve the Annual Resolution items A, B, and C, passes.

VII. **MATTERS OF INFORMATION:**

- A. CEO Comments
- B. Director/Staff Comments
- C. Board Meeting Dates:
 1. Monday, March 30, 2026
 2. Thursday, April 23, 2026
- D. Upcoming Key Activities

VIII. **CLOSED SESSION:** The Board of Directors of the 20th DAA is permitted to meet in closed session to discuss the following: Pending Litigation – Government Code 11126(e)(2) and Personnel Matters- Government Code 11126(a): CEO Hiring.

IX. **REPORT OUT OF CLOSED SESSION:** Report any action taken by the Board.

X. **ADJOURNMENT**

Further information regarding this regularly scheduled meeting of the Board of Directors for the 20th District Agricultural Association may be obtained by contacting the Chief Executive Officer at 1273 High Street, Auburn, CA 95603, telephone 530-823-4533.

Date of Notice February 13, 2026




Commercial Account



ACCOUNT ACTIVITY STATEMENT

RETURN MAIL ADDRESS
PO BOX 790420
ST. LOUIS, MO 63179

20TH DISTRICT AGRI ASSOC
1273 HIGH STREET
AUBURN, CA 95603-5016



Commercial Account: 6035 3225 4096 3489
Statement Date 03/05/26
Credit Line \$3,000
Credit Available \$2,967

Account Balance **\$32.01**

Account Information

Please see Payment Page(s) for Amount Due and Payment Due Date(s)

Current Payments and Unapplied Payments	-\$806.76
Current Purchases and Debits	\$32.01
Current Returns, Exchanges and Adjustments	\$0.00
Previously Billed Invoices	\$0.00

PAST DUE INVOICES

1-29 Days	30-59 Days	60-89 Days	90-119 Days	120-149 Days	150-179 Days	180+ Days
\$0.00	\$0.00	\$0.00	\$0.00	\$0.00	\$0.00	\$0.00

20694E



PATH TO PRO NETWORK

HIRE SKILLED TRADESPEOPLE FOR YOUR BUSINESS



Grow your Team with the Path to Pro Network
homedepot.com/network



To properly apply or refund either your credit balance or unapplied payment, please contact us at 1-800-395-7363. Please do this at your earliest convenience to prevent any applicable fees being applied to your account.

CURRENT PAYMENTS AND UNAPPLIED PAYMENTS

Payments received since the last statement period.
Please contact us with your instructions on how to apply to specific invoices.

Date	Amount
02/26/26	-\$78.31
01/30/26	-\$728.45
Total	-\$806.76

CURRENT PURCHASES AND DEBITS

Date	Purchase Location/Description	Invoice #	Purchase Order/Job Name	Customer Agreement #	Amount	Due Date
02/25/26	THE HOME DEPOT AUBURN, CA	622473			\$32.01	03/31/26
TOTAL					\$32.01	

APPROVED FOR PAYMENT

Questions About Your Account
ACCT MGR HOME DEPOT CREDIT SERVICES
PHONE 1-800-395-7363 (TTY: 711)
FAX 1-877-969-6751
EMAIL WWW.HOMEDEPOT.COM/MYCOMMERCIALACCOUNT

Send Billing Inquiries to:
 HOME DEPOT CREDIT SERVICES
 PO Box 790340
 St. Louis, MO 63179-0340

Send a SECURE MESSAGE right now to a customer service professional online at myhomedepotaccount.com



Account Number : XXXX XXXX XXXX 7299
 Unique ID: 0142 5110 1847 1980
 20th Daa
 Statement Date : 02-23-2026



Corporate Account Summary		Payment Information	
Previous Balance	\$4,551.94	Amount Due	\$493.55
Purchases and Other Charges	\$493.55	Payment due in accordance with your agreement with U.S. Bank.	
Cash Advances	\$0.00	QUESTIONS OR TO REPORT A LOST OR STOLEN CARD, CALL CUSTOMER SERVICE 1-800-344-5696	
Cash Advance Fees	\$0.00	To overnight or courier a payment, please send to:	
Late Payment Charges	\$0.00	Corporate Payment Systems	
Credits	\$0.00 CR	3180 Rider Trail S, Department 790428	
Payments	\$4,551.94 PY	Earth City, MO 63045-1518	
New Balance	\$493.55		
Disputed Amount	\$0.00		

Corporate Account Activity

20th Daa	Total Corporate Activity			
Account Number: XXXX XXXX XXXX 7299	\$4,551.94 CR			
Unique ID: 0142 5110 1847 1980				
Post	Tran	Reference Number	Transaction Description	Amount
01-27	01-20	74798266027000000000098	PAYMENT - THANK YOU 00000 C	3,389.07 PY
02-19	02-11	74798266050000000000064	PAYMENT - THANK YOU 00000 C	1,162.87 PY

New Activity

Don Ales	Purchases	\$493.55	Total Activity	\$493.55
Account Number: XXXX XXXX XXXX 4412	Cash Advances	\$0.00		
Unique ID: 0142 5476 1876 7565	Cash Advances Fees	\$0.00		
	Credits	\$0.00 CR		

Post Date	Tran Date	Reference Number	Transaction Description	Amount
01-23	01-22	24231686023624352263435	HARBOR FREIGHT TOOLS 284 ROCKLIN CA	6.42
01-26	01-23	24692166023101351011847	AMAZON.COM*8X18993V3 AMZN.COM/BILL WA	36.17
01-28	01-27	24793386027000310256220	ADOBE INC 800-8336687 CA	19.99
02-02	01-30	24999896030900011501508	WESTERN FAIRS ASSOCIATION 916-9273100 CA	200.00
02-05	02-04	24692166035101606051917	AMAZON PRIME*CJ76945Y3 AMZN.COM/BILL WA	16.08

(transactions continued on next page)

✂ Payment may be made electronically or by check made payable to Corporate Payment Systems.

CORPORATE PAYMENT SYSTEMS
 P.O. BOX 6343
 FARGO, ND 58125-6343

4246044555657299 000049355 000049355

Account Number: XXXX XXXX XXXX 7299
 Unique ID: 0142 5110 1847 1980
 Amount Due: \$493.55

Amount Enclosed \$

If paying by check, include coupon with payment to address below.

CORPORATE PAYMENT SYSTEMS
 P.O. BOX 790428
 ST. LOUIS, MO 63179-0428

00000003198 000638130322573 P 2

 20TH DAA
 MALLORY HUDSON
 PO BOX 5527
 AUBURN CA 95604-5527

New Activity cont				
02-06	02-05	24692166036102580372245	AMAZON MKTPL*VM6226C43 AMZN.COM/BILL WA	90.08
02-09	02-07	24793386038000623352085	ADOBE INC 800-8336687 CA	19.99
02-09	02-08	24793386039000232751064	ADOBE INC 800-8336687 CA	19.99
02-11	02-10	24692166041103894276992	AMAZON MKTPL*7V6C60043 AMZN.COM/BILL WA	84.83
			Department: 00000	Total: \$493.55
			Division: 00000	Total: \$493.55

Gold Country Fair
CHECKS/PAYMENTS
 As of February 28, 2026

Date	Num	Name	Memo	Amount
10000 · Cash Accounts				
11100 · Petty Cash				
Total 11100 · Petty Cash				
11200 · Change Funds				
02/06/2026	20386	Cash	Cash For Crab Feed 2026	600.00
Total 11200 · Change Funds				600.00
11300 · Operating				
Total 11300 · Operating				
11350 · ***** Operating *****				
02/06/2026	20386	Cash	Cash For Crab Feed 2026	-600.00
02/06/2026	20387	James Corgan	Maintenance	-465.50
02/06/2026	20388	Eryn Sasaki	CEO Interviews & Mileage	-218.44
02/06/2026	20389	US BANK CORPORATE CARD	7299 - 01/22/2026	-1,162.87
02/06/2026	20390	Western Fairs Association-CFA	2026 Membership Dues	-250.00
02/13/2026	20406	James Corgan	Maintenance	-769.50
02/13/2026	20407	Eryn Sasaki	Cash Deposit	-26.10
02/13/2026	20408	SONIA DEL TORO	CEO Interviews	-77.06
02/20/2026	20409	Eddie Vegaalban	CEO Selection Meeting	-110.00
02/20/2026	20410	CALPERS	customer id # 358312309 - 1943	-8,957.71
02/20/2026	20411	CFSA	Statement 01/31-02/12/2026	-15,984.50
02/20/2026	20412	DEPARTMENT OF FORESTRY AND FIRE PROTECTIO	Invoice#176696 - Jan 2026	-60.00
02/20/2026	20413	HOME DEPOT	3489	-78.31
02/20/2026	20414	PG & E	4220514639-4	-9,223.84
02/20/2026	20415	James Corgan	Maintenance	-456.00
02/27/2026	20416	James Corgan	Maintenance	-760.00
02/27/2026	20418	Folsom Ice & More	NCH#20687	-10,950.44
02/28/2026			Service Charge	-477.72
02/28/2026	20450	James Corgan	Maintenance	-760.00
Total 11350 · ***** Operating *****				-51,387.99
11400 · Premium Account				
Total 11400 · Premium Account				
11410 · PREMIUM ACCOUNT COMMUNITY 1ST				
Total 11410 · PREMIUM ACCOUNT COMMUNITY 1ST				
11450 · ***** Premium *****				
Total 11450 · ***** Premium *****				
11500 · Payroll				
Total 11500 · Payroll				

Gold Country Fair
CHECKS/PAYMENTS
 As of February 28, 2026

Date	Num	Name	Memo	Amount
11550 . ***** Payroll *****				
02/15/2026		PAYROLL PEOPLE INC.		-88.00
02/15/2026		IRS DESUSATAXPYMT	Payroll 02/15/2026	-2,620.44
02/15/2026	dd	Jr., Anthony Smith	Direct Deposit	-2,381.59
02/15/2026	dd	Sasaki, Eyn	Direct Deposit	-1,985.91
02/15/2026	dd	Rottler, John	Direct Deposit	-1,000.72
02/15/2026	dd	Toro, Sonia Del	Direct Deposit	-2,316.17
02/20/2026	7008	Sasaki, Eyn	Leave Payout - Final Check	-1,361.84
02/28/2026		PAYROLL PEOPLE INC.		-82.92
02/28/2026		IRS DESUSATAXPYMT	Payroll 02/28/2026	-1,919.78
02/28/2026	dd	Jr., Anthony Smith	Direct Deposit	-2,711.23
02/28/2026	dd	Rottler, John	Direct Deposit	-878.08
02/28/2026	dd	Toro, Sonia Del	Direct Deposit	-2,246.57
Total 11550 . ***** Payroll *****				
11601 . Money Market (Operating)				
Total 11601 . Money Market (Operating)				
11603 . Savings - Unclaimed				
Total 11603 . Savings - Unclaimed				
11700 . JLA Cash Account				
Total 11700 . JLA Cash Account				
11710 . JLA New 08/2016				
Total 11710 . JLA New 08/2016				
11750 . *****JLA*****				
Total 11750 . *****JLA*****				
11800 . LAIF				
Total 11800 . LAIF				
Total 10000 . Cash Accounts				
TOTAL				
				-70,381.24
				-70,381.24

**Gold Country Fair
 Balance Sheet
 As of February 28, 2026**

	Feb 28, 26
ASSETS	
Current Assets	
Checking/Savings	
10000 · Cash Accounts	
11100 · Petty Cash	200.00
11200 · Change Funds	600.00
11350 · ***** Operating *****	9,058.87
11450 · ***** Premium *****	897.00
11550 · ***** Payroll *****	-310.30
11601 · Money Market (Operating)	5,574.93
11750 · ***** JLA*****	73,324.47
11800 · LAIF	919.56
11810 · *****Public Funds*****	301,799.92
Total 10000 · Cash Accounts	392,064.45
Total Checking/Savings	392,064.45
Accounts Receivable	
13100 · Accounts Receivable	5,174.00
13103 · JLA Accounts Receivable	16,413.42
Total Accounts Receivable	21,587.42
Other Current Assets	
13110 · Allowance for Doubtful Account	-5,156.04
13115 · JLA Allowance for Doubtful Acct	-16,413.42
Total Other Current Assets	-21,569.46
Total Current Assets	392,082.41
Fixed Assets	
19000 · Construction in Progress	262,186.68
19100 · Land	54,369.96
19200 · Buildings & Improvements	6,285,233.06
19210 · Accumulated Depreciation	-3,394,498.94
19300 · Equipment	432,307.44
19310 · Accumulated Depreciation Equip.	-347,345.26
Total Fixed Assets	3,292,252.94
Other Assets	
16000 · Deferred Outflows of Resources	280,111.25
Total Other Assets	280,111.25
TOTAL ASSETS	3,964,446.60
LIABILITIES & EQUITY	
Liabilities	
Current Liabilities	
Other Current Liabilities	
22800 · Deferred Income	254,018.05
23100 · Loans Payable - SB 84	47,779.00
24110 · Security Deposits	30,560.00
24500 · Leave Liability	33,958.16
Total Other Current Liabilities	366,315.21
Total Current Liabilities	366,315.21
Long Term Liabilities	
25600 · Deferred Inflows of Resources	8,983.54
26000 · Net Pension Liability	578,481.37
Total Long Term Liabilities	587,464.91
Total Liabilities	953,780.12

**Gold Country Fair
Balance Sheet
As of February 28, 2026**

	<u>Feb 28, 26</u>
Equity	
25100 · JLA Reserve	118,994.43
29100 · Net Resources - Operations	3,032,609.80
29400 · Unrestricted Net Position - Pen	-101,803.16
Net Income	-39,134.59
	<hr/>
Total Equity	3,010,666.48
	<hr/>
TOTAL LIABILITIES & EQUITY	<u><u>3,964,446.60</u></u>

**Gold Country Fair
Balance Sheet
As of February 28, 2026**

	Feb 28, 26	Feb 28, 25	\$ Change	% Change
ASSETS				
Current Assets				
Checking/Savings				
10000 · Cash Accounts	392,064.45	691,050.05	-298,985.60	-43.3%
Total Checking/Savings	392,064.45	691,050.05	-298,985.60	-43.3%
Accounts Receivable				
13100 · Accounts Receivable	5,174.00	5,294.00	-120.00	-2.3%
13103 · JLA Accounts Receivable	16,413.42	16,413.42	0.00	0.0%
Total Accounts Receivable	21,587.42	21,707.42	-120.00	-0.6%
Other Current Assets				
13110 · Allowance for Doubtful Account	-5,156.04	-5,156.04	0.00	0.0%
13115 · JLA Allowance for Doubtful Acct	-16,413.42	-16,413.42	0.00	0.0%
Total Other Current Assets	-21,569.46	-21,569.46	0.00	0.0%
Total Current Assets	392,082.41	691,188.01	-299,105.60	-43.3%
Fixed Assets				
19000 · Construction in Progress	262,186.68	58,458.00	203,728.68	348.5%
19100 · Land	54,369.96	54,369.96	0.00	0.0%
19200 · Buildings & Improvements	6,285,233.06	5,942,322.22	342,910.84	5.8%
19210 · Accumulated Depreciation	-3,394,498.94	-3,156,505.91	-237,993.03	-7.5%
19300 · Equipment	432,307.44	374,307.44	58,000.00	15.5%
19310 · Accumulated Depreciation Equip.	-347,345.26	-317,934.10	-29,411.16	-9.3%
Total Fixed Assets	3,292,252.94	2,955,017.61	337,235.33	11.4%
Other Assets				
16000 · Deferred Outflows of Resources	280,111.25	280,111.25	0.00	0.0%
Total Other Assets	280,111.25	280,111.25	0.00	0.0%
TOTAL ASSETS	3,964,446.60	3,926,316.87	38,129.73	1.0%
LIABILITIES & EQUITY				
Liabilities				
Current Liabilities				
Other Current Liabilities				
22800 · Deferred Income	254,018.05	1,329.00	252,689.05	19,013.5%
23100 · Loans Payable - SB 84	47,779.00	47,779.00	0.00	0.0%
24110 · Security Deposits	30,560.00	18,870.00	11,690.00	62.0%
24500 · Leave Liability	33,958.16	35,095.74	-1,137.58	-3.2%
Total Other Current Liabilities	366,315.21	103,073.74	263,241.47	255.4%
Total Current Liabilities	366,315.21	103,073.74	263,241.47	255.4%
Long Term Liabilities				
25600 · Deferred Inflows of Resources	8,983.54	8,983.54	0.00	0.0%
26000 · Net Pension Liability	578,481.37	578,481.37	0.00	0.0%
Total Long Term Liabilities	587,464.91	587,464.91	0.00	0.0%
Total Liabilities	953,780.12	690,538.65	263,241.47	38.1%
Equity				
1110 · Retained Earnings	0.00	-205,541.94	205,541.94	100.0%
25100 · JLA Reserve	118,994.43	83,872.72	35,121.71	41.9%
29100 · Net Resources - Operations	3,032,609.80	3,352,252.07	-319,642.27	-9.5%
29400 · Unrestricted Net Position - Pen	-101,803.16	-101,803.16	0.00	0.0%
Net Income	-39,134.59	106,998.53	-146,133.12	-136.6%
Total Equity	3,010,666.48	3,235,778.22	-225,111.74	-7.0%
TOTAL LIABILITIES & EQUITY	3,964,446.60	3,926,316.87	38,129.73	1.0%

Gold Country Fair

Profit & Loss Prev Year Comparison

February 2026

	Feb 26	Feb 25	\$ Change	% Change
Ordinary Income/Expense				
Income				
41500 · Industrial & Commercial Space				
41510 · Inside Commercial Space	0.00	1,350.00	-1,350.00	-100.0%
41520 · Outside Commercial Space	360.00	2,090.00	-1,730.00	-82.8%
Total 41500 · Industrial & Commercial Space	360.00	3,440.00	-3,080.00	-89.5%
42000 · Concessions				
42200 · Food Concessions				
42210 · Food Concessions Health Permit	0.00	100.00	-100.00	-100.0%
42220 · Food Concessions - Product Fee	0.00	3,150.00	-3,150.00	-100.0%
Total 42200 · Food Concessions	0.00	3,250.00	-3,250.00	-100.0%
Total 42000 · Concessions	0.00	3,250.00	-3,250.00	-100.0%
47000 · Misc. Fair Revenue				
47300 · Utility Fee Reimbursement	85.00	920.00	-835.00	-90.8%
47810 · CFSA Insurance	0.00	0.00	0.00	0.0%
47900 · Sponsorships	0.00	5,000.00	-5,000.00	-100.0%
Total 47000 · Misc. Fair Revenue	85.00	5,920.00	-5,835.00	-98.6%
47005 · Misc. Non Fair Program Revenue				
47105 · Admissions - Crab Feed	1,690.00	8,165.00	-6,475.00	-79.3%
Total 47005 · Misc. Non Fair Program Revenue	1,690.00	8,165.00	-6,475.00	-79.3%
48000 · Interim Rental Revenue				
48100 · Interim Rental - Buildings				
48110 · RENT - Schools	6,390.30	6,086.00	304.30	5.0%
48120 · RENT - Auburn Host Lions Bldg	0.00	3,525.00	-3,525.00	-100.0%
48140 · RENT - Sierra	3,045.00	2,110.00	935.00	44.3%
48150 · RENT - Sutter	1,792.55	1,307.19	485.36	37.1%
48170 · RENT - Placer	6,703.00	6,779.00	-76.00	-1.1%
48190 · RENT - Armory	7,191.17	4,671.89	2,519.28	53.9%
Total 48100 · Interim Rental - Buildings	25,122.02	24,479.08	642.94	2.6%
48200 · Interim Rental - Grounds				
48210 · RENT - McCann Stadium	7,225.00	12,390.00	-5,165.00	-41.7%
48230 · RENT - Horse Arena	2,762.00	2,756.00	6.00	0.2%
48240 · RENT - Main Lawn Area & Gazebo	0.00	930.00	-930.00	-100.0%
48270 · RENT - RV Parking	515.00	450.00	65.00	14.4%
48280 · RENT - Ballfields	0.00	3,234.00	-3,234.00	-100.0%
Total 48200 · Interim Rental - Grounds	10,502.00	19,760.00	-9,258.00	-46.9%
48300 · Interim Rental - Equipment/Tent	800.00	2,515.00	-1,715.00	-68.2%
48500 · Utility Fee Reimbursement	2,479.86	1,991.23	488.63	24.5%
Total 48000 · Interim Rental Revenue	38,903.88	48,745.31	-9,841.43	-20.2%
49500 · Other Operating Revenue				
49510 · Interest Earnings	912.55	0.00	912.55	100.0%
49520 · Donations/Sponsorships	0.00	14,265.00	-14,265.00	-100.0%
49530 · Crab Table VIP	3,750.00	4,550.00	-800.00	-17.6%
Total 49500 · Other Operating Revenue	4,662.55	18,815.00	-14,152.45	-75.2%
Total Income	45,701.43	88,335.31	-42,633.88	-48.3%
Gross Profit	45,701.43	88,335.31	-42,633.88	-48.3%
Expense				
50000 · Administrative Expense				
50100 · Salaries - Permanent	8,799.51	16,504.21	-7,704.70	-46.7%

Gold Country Fair

Profit & Loss Prev Year Comparison

February 2026

	Feb 26	Feb 25	\$ Change	% Change
50200 · Salaries - Temporary	220.00	4,190.29	-3,970.29	-94.8%
50310 · Employee Benefits	9,755.49	19,485.74	-9,730.25	-49.9%
50320 · Payroll Taxes	1,391.52	2,299.90	-908.38	-39.5%
50330 · Worker's Compensation Insurance	8,534.68	3,695.63	4,839.05	130.9%
50400 · Professional Services	1,400.00	2,498.54	-1,098.54	-44.0%
50500 · Director's Expense	110.00	0.00	110.00	100.0%
50700 · Office Supplies & Expense	871.23	365.91	505.32	138.1%
50900 · Dues & Subscriptions	958.00	0.00	958.00	100.0%
51000 · Insurance (General Liability)	9,350.04	2,948.41	6,401.63	217.1%
51500 · Bank Charges	601.39	688.06	-86.67	-12.6%
Total 50000 · Administrative Expense	41,991.86	52,676.69	-10,684.83	-20.3%
52000 · Maintenance/General Operations				
52100 · Salaries - Permanent	6,710.76	5,803.99	906.77	15.6%
52200 · Salaries - Temporary	2,176.70	3,563.74	-1,387.04	-38.9%
52210 · Employee Benefits	0.00	0.00	0.00	0.0%
52300 · Professional Services	2,661.92	4,830.25	-2,168.33	-44.9%
52800 · Light, Heat & Water	13,031.84	21,108.58	-8,076.74	-38.3%
52850 · Temp Internet Services	1,207.64	2,296.57	-1,088.93	-47.4%
52900 · Maintenance of Equip./Supplies	396.37	1,256.78	-860.41	-68.5%
53000 · Maintenance of Buildings/Ground	78.31	1,488.30	-1,409.99	-94.7%
Total 52000 · Maintenance/General Operations	26,263.54	40,348.21	-14,084.67	-34.9%
54000 · Publicity				
54400 · Advertising	0.00	3,982.00	-3,982.00	-100.0%
Total 54000 · Publicity	0.00	3,982.00	-3,982.00	-100.0%
56000 · Attendance Operations				
56300 · Supplies & Expense	0.00	0.00	0.00	0.0%
Total 56000 · Attendance Operations	0.00	0.00	0.00	0.0%
57005 · Misc. Non-Fair Programs				
57205 · Supplies & Expense	10,950.44	16,258.07	-5,307.63	-32.7%
Total 57005 · Misc. Non-Fair Programs	10,950.44	16,258.07	-5,307.63	-32.7%
Total Expense	79,205.84	113,264.97	-34,059.13	-30.1%
Net Ordinary Income	-33,504.41	-24,929.66	-8,574.75	-34.4%
Other Income/Expense				
Other Income				
31200 · State Allocations	0.00	43,500.00	-43,500.00	-100.0%
Total Other Income	0.00	43,500.00	-43,500.00	-100.0%
Other Expense				
57600 · JLA				
57690 · Other	0.00	144.90	-144.90	-100.0%
Total 57600 · JLA	0.00	144.90	-144.90	-100.0%
Total Other Expense	0.00	144.90	-144.90	-100.0%
Net Other Income	0.00	43,355.10	-43,355.10	-100.0%
Net Income	-33,504.41	18,425.44	-51,929.85	-281.8%

Gold Country Fair

Profit & Loss Prev Year Comparison

January through February 2026

	Jan - Feb 26	Jan - Feb 25	\$ Change	% Change
Ordinary Income/Expense				
Income				
41500 · Industrial & Commercial Space				
41510 · Inside Commercial Space	0.00	1,350.00	-1,350.00	-100.0%
41520 · Outside Commercial Space	360.00	2,640.00	-2,280.00	-86.4%
Total 41500 · Industrial & Commercial Spa...	360.00	3,990.00	-3,630.00	-91.0%
42000 · Concessions				
42200 · Food Concessions				
42210 · Food Concessions Health Pe...	0.00	100.00	-100.00	-100.0%
42220 · Food Concessions - Product...	0.00	3,150.00	-3,150.00	-100.0%
Total 42200 · Food Concessions	0.00	3,250.00	-3,250.00	-100.0%
Total 42000 · Concessions	0.00	3,250.00	-3,250.00	-100.0%
47000 · Misc. Fair Revenue				
47300 · Utility Fee Reimbursement	85.00	955.00	-870.00	-91.1%
47810 · CFSA Insurance	0.00	0.00	0.00	0.0%
47900 · Sponsorships	300.00	5,000.00	-4,700.00	-94.0%
Total 47000 · Misc. Fair Revenue	385.00	5,955.00	-5,570.00	-93.5%
47005 · Misc. Non Fair Program Revenue				
47105 · Admissions - Crab Feed	1,690.00	14,867.00	-13,177.00	-88.6%
Total 47005 · Misc. Non Fair Program Rev...	1,690.00	14,867.00	-13,177.00	-88.6%
48000 · Interim Rental Revenue				
48100 · Interim Rental - Buildings				
48110 · RENT - Schools	12,780.60	12,261.30	519.30	4.2%
48120 · RENT - Auburn Host Lions B...	0.00	3,525.00	-3,525.00	-100.0%
48140 · RENT - Sierra	4,075.00	3,570.00	505.00	14.2%
48150 · RENT - Sutter	6,237.10	2,614.38	3,622.72	138.6%
48170 · RENT - Placer	16,191.00	18,303.00	-2,112.00	-11.5%
48190 · RENT - Armory	12,017.17	11,844.89	172.28	1.5%
Total 48100 · Interim Rental - Buildings	51,300.87	52,118.57	-817.70	-1.6%
48200 · Interim Rental - Grounds				
48210 · RENT - McCann Stadium	7,225.00	12,390.00	-5,165.00	-41.7%
48230 · RENT - Horse Arena	4,143.00	3,352.00	791.00	23.6%
48240 · RENT - Main Lawn Area & Ga...	975.00	1,860.00	-885.00	-47.6%
48270 · RENT - RV Parking	515.00	550.00	-35.00	-6.4%
48280 · RENT - Ballfields	0.00	3,234.00	-3,234.00	-100.0%
Total 48200 · Interim Rental - Grounds	12,858.00	21,386.00	-8,528.00	-39.9%
48300 · Interim Rental - Equipment/Tent	2,050.00	2,715.00	-665.00	-24.5%
48500 · Utility Fee Reimbursement	4,839.72	4,456.68	383.04	8.6%
48600 · Interim Parking Revenue	3,000.00	0.00	3,000.00	100.0%
Total 48000 · Interim Rental Revenue	74,048.59	80,676.25	-6,627.66	-8.2%
49500 · Other Operating Revenue				
49510 · Interest Earnings	1,799.92	5,842.54	-4,042.62	-69.2%
49520 · Donations/Sponsorships	0.00	14,265.00	-14,265.00	-100.0%
49530 · Crab Table VIP	11,750.00	11,500.00	250.00	2.2%
Total 49500 · Other Operating Revenue	13,549.92	31,607.54	-18,057.62	-57.1%
Total Income	90,033.51	140,345.79	-50,312.28	-35.9%
Gross Profit	90,033.51	140,345.79	-50,312.28	-35.9%
Expense				
50000 · Administrative Expense				
50100 · Salaries - Permanent	19,153.65	31,986.71	-12,833.06	-40.1%

Gold Country Fair

Profit & Loss Prev Year Comparison

January through February 2026

	Jan - Feb 26	Jan - Feb 25	\$ Change	% Change
50200 · Salaries - Temporary	220.00	8,197.80	-7,977.80	-97.3%
50310 · Employee Benefits	12,069.28	20,415.24	-8,345.96	-40.9%
50320 · Payroll Taxes	3,098.59	4,751.06	-1,652.47	-34.8%
50330 · Worker's Compensation Insura...	8,534.68	4,625.13	3,909.55	84.5%
50400 · Professional Services	1,400.00	2,888.12	-1,488.12	-51.5%
50500 · Director's Expense	110.00	0.00	110.00	100.0%
50700 · Office Supplies & Expense	2,058.11	822.80	1,235.31	150.1%
50800 · Telephone & Postage Expense	207.15	0.00	207.15	100.0%
50900 · Dues & Subscriptions	1,303.00	0.00	1,303.00	100.0%
51000 · Insurance (General Liability)	9,350.04	2,948.41	6,401.63	217.1%
51500 · Bank Charges	815.10	-2,361.45	3,176.55	134.5%
Total 50000 · Administrative Expense	58,319.60	74,273.82	-15,954.22	-21.5%
52000 · Maintenance/General Operations				
52100 · Salaries - Permanent	12,523.32	11,180.66	1,342.66	12.0%
52200 · Salaries - Temporary	7,244.25	8,692.49	-1,448.24	-16.7%
52210 · Employee Benefits	0.00	0.00	0.00	0.0%
52300 · Professional Services	4,209.92	7,974.95	-3,765.03	-47.2%
52800 · Light, Heat & Water	29,655.14	21,592.04	8,063.10	37.3%
52850 · Temp Internet Services	2,984.05	3,503.02	-518.97	-14.8%
52900 · Maintenance of Equip./Supplies	2,474.62	2,634.06	-159.44	-6.1%
53000 · Maintenance of Buildings/Grou...	806.76	1,488.30	-681.54	-45.8%
Total 52000 · Maintenance/General Operati...	59,898.06	57,065.52	2,832.54	5.0%
54000 · Publicity				
54400 · Advertising	0.00	4,972.00	-4,972.00	-100.0%
Total 54000 · Publicity	0.00	4,972.00	-4,972.00	-100.0%
56000 · Attendance Operations				
56300 · Supplies & Expense	0.00	0.00	0.00	0.0%
Total 56000 · Attendance Operations	0.00	0.00	0.00	0.0%
57005 · Misc. Non-Fair Programs				
57205 · Supplies & Expense	10,950.44	16,258.07	-5,307.63	-32.7%
Total 57005 · Misc. Non-Fair Programs	10,950.44	16,258.07	-5,307.63	-32.7%
80000 · Prior Year Expense Adjustment	0.00	-9,622.44	9,622.44	100.0%
Total Expense	129,168.10	142,946.97	-13,778.87	-9.6%
Net Ordinary Income	-39,134.59	-2,601.18	-36,533.41	-1,404.5%
Other Income/Expense				
Other Income				
31200 · State Allocations	0.00	108,500.00	-108,500.00	-100.0%
Total Other Income	0.00	108,500.00	-108,500.00	-100.0%
Other Expense				
57600 · JLA				
57640 · Supplies & Expense	0.00	665.60	-665.60	-100.0%
57680 · Prior Year Exp. Adjustment	0.00	-2,055.11	2,055.11	100.0%
57690 · Other	0.00	289.80	-289.80	-100.0%
Total 57600 · JLA	0.00	-1,099.71	1,099.71	100.0%
Total Other Expense	0.00	-1,099.71	1,099.71	100.0%
Net Other Income	0.00	109,599.71	-109,599.71	-100.0%
Net Income	-39,134.59	106,998.53	-146,133.12	-136.6%

Gold Country Fair

Profit & Loss Forecast vs. Actual

January through February 2026

	Jan - Feb 26	Forecast	\$ Over Forec...	% of Forecast
Ordinary Income/Expense				
Income				
41000 · Admissions to Grounds				
41010 · Admissions - Regular Gate	0.00	220,000.00	-220,000.00	0.0%
Total 41000 · Admissions to Grounds	0.00	220,000.00	-220,000.00	0.0%
41500 · Industrial & Commercial Space				
41510 · Inside Commercial Space	0.00	25,000.00	-25,000.00	0.0%
41520 · Outside Commercial Space	360.00	35,000.00	-34,640.00	1.0%
Total 41500 · Industrial & Commercial Space	360.00	60,000.00	-59,640.00	0.6%
42000 · Concessions				
42100 · Carnival	0.00	105,000.00	-105,000.00	0.0%
42110 · Carnival - Presale	0.00	15,000.00	-15,000.00	0.0%
42200 · Food Concessions	0.00	118,000.00	-118,000.00	0.0%
Total 42000 · Concessions	0.00	238,000.00	-238,000.00	0.0%
43000 · Exhibits				
43100 · Entry Fees	0.00	8,000.00	-8,000.00	0.0%
Total 43000 · Exhibits	0.00	8,000.00	-8,000.00	0.0%
46000 · Fair Attractions				
46400 · Destruction Derby	0.00	30,000.00	-30,000.00	0.0%
Total 46000 · Fair Attractions	0.00	30,000.00	-30,000.00	0.0%
47000 · Misc. Fair Revenue				
47100 · Parking	0.00	32,000.00	-32,000.00	0.0%
47300 · Utility Fee Reimbursement	85.00	4,000.00	-3,915.00	2.1%
47810 · CFSA Insurance	0.00	12,000.00	-12,000.00	0.0%
47900 · Sponsorships	300.00	82,800.00	-82,500.00	0.4%
Total 47000 · Misc. Fair Revenue	385.00	130,800.00	-130,415.00	0.3%
47005 · Misc. Non Fair Program Revenue				
47105 · Admissions - Crab Feed	1,690.00	20,000.00	-18,310.00	8.5%
47305 · Vendors - 4th of July	0.00	10,000.00	-10,000.00	0.0%
Total 47005 · Misc. Non Fair Program Revenue	1,690.00	30,000.00	-28,310.00	5.6%
48000 · Interim Rental Revenue				
48100 · Interim Rental - Buildings				
48110 · RENT - Schools	12,780.60			
48140 · RENT - Sierra	4,075.00			
48150 · RENT - Sutter	6,237.10			
48170 · RENT - Placer	16,191.00			
48190 · RENT - Armory	12,017.17			
48100 · Interim Rental - Buildings - Other	0.00	262,500.00	-262,500.00	0.0%
Total 48100 · Interim Rental - Buildings	51,300.87	262,500.00	-211,199.13	19.5%
48200 · Interim Rental - Grounds				
48210 · RENT - McCann Stadium	7,225.00			
48230 · RENT - Horse Arena	4,143.00			
48240 · RENT - Main Lawn Area & Gazebo	975.00			
48270 · RENT - RV Parking	515.00			
48200 · Interim Rental - Grounds - Other	0.00	288,750.00	-288,750.00	0.0%
Total 48200 · Interim Rental - Grounds	12,858.00	288,750.00	-275,892.00	4.5%

Gold Country Fair

Profit & Loss Forecast vs. Actual

January through February 2026

	Jan - Feb 26	Forecast	\$ Over Forec...	% of Forecast
48300 · Interim Rental - Equipment/Tent	2,050.00	10,000.00	-7,950.00	20.5%
48500 · Utility Fee Reimbursement	4,839.72	40,000.00	-35,160.28	12.1%
48600 · Interim Parking Revenue	3,000.00	110,000.00	-107,000.00	2.7%
48700 · Other Interim Revenue	0.00	14,000.00	-14,000.00	0.0%
Total 48000 · Interim Rental Revenue	74,048.59	725,250.00	-651,201.41	10.2%
49500 · Other Operating Revenue				
49510 · Interest Earnings	1,799.92	20,000.00	-18,200.08	9.0%
49520 · Donations/Sponsorships	0.00	25,000.00	-25,000.00	0.0%
49530 · Crab Table VIP	11,750.00	15,000.00	-3,250.00	78.3%
Total 49500 · Other Operating Revenue	13,549.92	60,000.00	-46,450.08	22.6%
Total Income	90,033.51	1,502,050.00	-1,412,016.49	6.0%
Gross Profit	90,033.51	1,502,050.00	-1,412,016.49	6.0%
Expense				
50000 · Administrative Expense				
50100 · Salaries - Permanent	19,153.65	242,832.00	-223,678.35	7.9%
50200 · Salaries - Temporary	220.00	10,000.00	-9,780.00	2.2%
50300 · Compensated Leave Expense	0.00	10,000.00	-10,000.00	0.0%
50310 · Employee Benefits	12,069.28	150,000.00	-137,930.72	8.0%
50320 · Payroll Taxes	3,098.59	29,000.00	-25,901.41	10.7%
50330 · Worker's Compensation Insurance	8,534.68	42,000.00	-33,465.32	20.3%
50400 · Professional Services	1,400.00	16,000.00	-14,600.00	8.8%
50500 · Director's Expense	110.00	2,000.00	-1,890.00	5.5%
50600 · Traveling/Training	0.00	4,000.00	-4,000.00	0.0%
50700 · Office Supplies & Expense	2,058.11	20,000.00	-17,941.89	10.3%
50800 · Telephone & Postage Expense	207.15	2,500.00	-2,292.85	8.3%
50900 · Dues & Subscriptions	1,303.00	15,000.00	-13,697.00	8.7%
51000 · Insurance (General Liability)	9,350.04	40,000.00	-30,649.96	23.4%
51300 · Audit	0.00	10,000.00	-10,000.00	0.0%
51500 · Bank Charges	815.10	12,000.00	-11,184.90	6.8%
Total 50000 · Administrative Expense	58,319.60	605,332.00	-547,012.40	9.6%
52000 · Maintenance/General Operations				
52100 · Salaries - Permanent	12,523.32	75,324.00	-62,800.68	16.6%
52200 · Salaries - Temporary	7,244.25	72,000.00	-64,755.75	10.1%
52210 · Employee Benefits	0.00			
52300 · Professional Services	4,209.92	30,000.00	-25,790.08	14.0%
52800 · Light, Heat & Water	29,655.14	175,000.00	-145,344.86	16.9%
52850 · Temp Internet Services	2,984.05	18,000.00	-15,015.95	16.6%
52900 · Maintenance of Equip./Supplies	2,474.62	40,000.00	-37,525.38	6.2%
53000 · Maintenance of Buildings/Ground	806.76	37,500.00	-36,693.24	2.2%
53200 · Other Maintenance Expense	0.00	6,000.00	-6,000.00	0.0%
Total 52000 · Maintenance/General Operations	59,898.06	453,824.00	-393,925.94	13.2%
54000 · Publicity				
54400 · Advertising	0.00	40,000.00	-40,000.00	0.0%
Total 54000 · Publicity	0.00	40,000.00	-40,000.00	0.0%
56000 · Attendance Operations				
56101 · Salaries - Temporary	0.00	30,000.00	-30,000.00	0.0%
56200 · Professional Services	0.00	7,000.00	-7,000.00	0.0%
56300 · Supplies & Expense	0.00	1,000.00	-1,000.00	0.0%
Total 56000 · Attendance Operations	0.00	38,000.00	-38,000.00	0.0%

Gold Country Fair
Profit & Loss Forecast vs. Actual
 January through February 2026

	Jan - Feb 26	Forecast	\$ Over Forec...	% of Forecast
57000 · Misc. Fair Expense				
57100 · Parking Lot (% to contractor)	0.00	8,000.00	-8,000.00	0.0%
57800 · Other	0.00	5,000.00	-5,000.00	0.0%
Total 57000 · Misc. Fair Expense	0.00	13,000.00	-13,000.00	0.0%
57005 · Misc. Non-Fair Programs				
57205 · Supplies & Expense	10,950.44	22,000.00	-11,049.56	49.8%
57515 · Other - Interim Parking Expense	0.00	38,000.00	-38,000.00	0.0%
Total 57005 · Misc. Non-Fair Programs	10,950.44	60,000.00	-49,049.56	18.3%
58000 · Premiums				
58100 · Cash Awards	0.00	3,000.00	-3,000.00	0.0%
58200 · Trophies, Medals, Ribbons	0.00	2,500.00	-2,500.00	0.0%
58400 · Sponsored Trophies, Medals	0.00	8,000.00	-8,000.00	0.0%
Total 58000 · Premiums	0.00	13,500.00	-13,500.00	0.0%
63000 · Exhibits Expense				
63200 · Judges	0.00	5,500.00	-5,500.00	0.0%
63300 · Professional Services	0.00	7,000.00	-7,000.00	0.0%
63400 · Supplies & Expense	0.00	7,500.00	-7,500.00	0.0%
Total 63000 · Exhibits Expense	0.00	20,000.00	-20,000.00	0.0%
66000 · Fair Entertainment Expense				
66200 · Professional Services	0.00	75,000.00	-75,000.00	0.0%
66300 · Supplies & Expense	0.00	10,000.00	-10,000.00	0.0%
66500 · Ground Entertainment	0.00	100,000.00	-100,000.00	0.0%
66600 · Grandstand Entertainment	0.00	30,000.00	-30,000.00	0.0%
Total 66000 · Fair Entertainment Expense	0.00	215,000.00	-215,000.00	0.0%
90000 · Depreciation	0.00	180,000.00	-180,000.00	0.0%
Total Expense	129,168.10	1,638,656.00	-1,509,487.90	7.9%
Net Ordinary Income	-39,134.59	-136,606.00	97,471.41	28.6%
Other Income/Expense				
Other Expense				
96000 · Pension Expense	0.00	102,775.00	-102,775.00	0.0%
Total Other Expense	0.00	102,775.00	-102,775.00	0.0%
Net Other Income	0.00	-102,775.00	102,775.00	0.0%
Net Income	-39,134.59	-239,381.00	200,246.41	16.3%

Gold Country Fair
Accounts Receivable Summary
As of February 28, 2026

	<u>Feb 28, 26</u>
ANWAR FOROTAN	625.00
AUBURN LITTLE LEAGUE	1,904.00
Natali Lopez	1,500.00
SIERRA FOOTHILLS FUNERAL SERVICE	500.00
Stang Productions LLC	420.00
Street EatZ	<u>225.00</u>
TOTAL	<u><u>5,174.00</u></u>

Gold Country Fair YTD Statement of Cash Flows

	<u>Jan 1 - Mar 28, 26</u>
OPERATING ACTIVITIES	
Net Income	(55,329.87)
Adjustments to reconcile Net Income to net cash provided by operations:	
21200 · Accounts Payable	19,321.82
24110 · Security Deposits	17,010.00
24500 · Leave Liability	(1,361.84)
	<hr/>
Net cash provided by Operating Activities	(20,359.89)
INVESTING ACTIVITIES	
19000 · Construction in Progress	(9,497.63)
	<hr/>
Net cash provided by Investing Activities	(9,497.63)
Net cash increase for period	(29,857.52)
Cash at beginning of period	420,548.51
	<hr/>
Cash at end of period	<u>390,690.99</u>

Gold Country Fair
JLA Accounts Receivable Summary
As of February 28, 2026

	<u>Feb 28, 26</u>
AMERICAN LANDSCAPE/CONCRETE (2007 JLA)	11,450.19
BERRIES & BANANAS (2003 JLA)	1,250.50
ORANGEVALE MEAT SHOPPE (JLA 2011)	2,973.23
WHITEHEAD PAINTING (JLA 2014)	739.50
TOTAL	<u><u>16,413.42</u></u>

2026 Interm Contracts - March Approved

Code	Company	Event Dates	Event	Buildings	Total Contract Amount
26-09	Alejandro and Adilene Pineda	Saturday, March 14, 2026	Quincenera	Sierra	\$3,225.00
26-11	Miyagi MATS	February 6-8, 2026	Gymnastics Event	Armory and Sierra	\$6,914.00
26-13	Derek Bennati	March 6-7, 2026	Bennati's Martial Arts	Armory	\$2,594.00
26-16	PG&E	Thursday, March 5, 2026	Safety Summit	Placer	\$4,185.00
26-27	Celebrity Chef	12-Mar-26	Fundraiser Dinner	Placer	\$2,320.00
26-28	Donna Anderson	Sunday, March 1, 2026	Celebration of Life	Sierra	\$2,175.00
26-30	Bleu Events LLC	Saturday, March 21, 2026	Monster Trucks	McCann Stadium	\$9,580.00
26-35	Stang Productions	May 8-10, 2026	Edge of Spring	High Impact	\$16,695.00
26-36	Tammy Battistessa	Sunday, March 22, 2026	Celebration of Life	Sierra	\$1,990.00
26-37	Eden Gonzalez	Saturday, April 25, 2026	Birthday Party	Clubhouse	\$1,025.00

2026 STD Contracts - March Approved

Contract #	Contractor Name	Amount	Activity/Scope of Work
26-02	Soroptimist International of the American River	\$500.00	Crab Feed Bar and Kitchen Services
26-03	Alisha Przepiorski	\$150.00	3b Feed Admissions/Auction Managemme
26-04	Mallory Hudson	\$10,000.00	Association Accounting Services
26-07	Gary Wright	\$2,000.00	Fair Voice of the Fair Services
26-09	Placer High School Music Boosters	\$4,900.00	Fair Trash Pick Up Services



PMIA/LAIF Performance Report as of 03/04/26



Quarterly Performance Quarter Ended 12/31/25

LAIF Apportionment Rate ⁽²⁾ :	4.20
LAIF Earnings Ratio ⁽²⁾ :	0.00011512010685708
LAIF Administrative Cost ^{(1)*} :	0.27
LAIF Fair Value Factor ⁽¹⁾ :	1.002181483
PMIA Daily ⁽¹⁾ :	3.97
PMIA Quarter to Date ⁽¹⁾ :	4.09
PMIA Average Life ⁽¹⁾ :	244

PMIA Average Monthly Effective Yields⁽¹⁾

February	3.871
January	3.931
December	4.025
November	4.096
October	4.150
September	4.212

Pooled Money Investment Account Monthly Portfolio Composition ⁽¹⁾ 1/31/26 \$170.9 billion

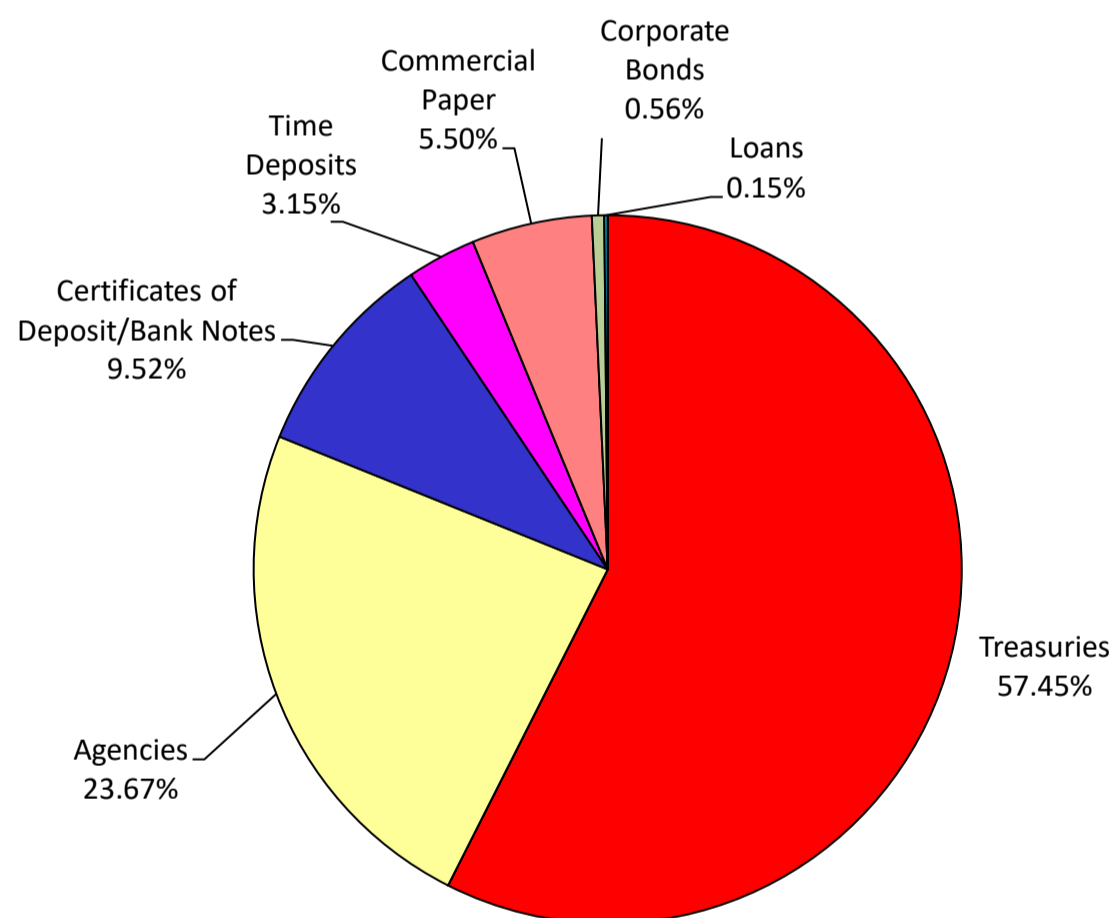


Chart does not include \$882,000.00 in mortgages, which equates to 0.001%. Percentages may not total 100% due to rounding.

Daily rates are now available here. [View PMIA Daily Rates](#)

Notes: The apportionment rate includes interest earned on the CalPERS Supplemental Pension Payment pursuant to Government Code 20825 (c)(1).

*The percentage of administrative cost equals the total administrative cost divided by the quarterly interest earnings. The law provides that administrative costs are not to exceed 5% of quarterly EARNINGS of the fund. However, if the 13-week Daily Treasury Bill Rate on the last day of the fiscal year is below 1%, then administrative costs shall not exceed 8% of quarterly EARNINGS of the fund for the subsequent fiscal year.

Source:

⁽¹⁾ State of California, Office of the Treasurer

⁽²⁾ State of California, Office of the Controller

Proposed Fair Dates Analysis

June 10–13, 2027

Gold Country Fairgrounds and Event Center

Prepared on February 12, 2026 by Ray Smith

Executive Summary

This report evaluates the strategic implications of moving the annual fair to June 10–13, 2027. The analysis includes weather patterns, school calendar alignment, regional competition, financial impact, operational considerations, and community implications specific to Auburn and Placer County. Based on the findings, the June dates present a strategically favorable opportunity with manageable risks, provided proactive planning and mitigation strategies are implemented.

Weather & Environmental Considerations

Historical weather data for early June in Auburn indicates average daytime highs between 82°F and 92°F, with cooler evenings and minimal precipitation. Compared to September, June carries a lower probability of wildfire smoke impacts. While heat spikes are possible, these risks can be mitigated through shade structures, cooling stations, and adjusted entertainment scheduling.

School Calendar & Community Timing

June 10–13 typically aligns with the conclusion of the academic year in Placer County. Most students are out of school or entering summer break, increasing family attendance potential. However, graduation ceremonies may overlap with early June scheduling. Coordination with local school districts and agricultural program advisors will be critical to avoid conflicts and maximize participation.

Regional Event Positioning & Competitive Advantage

Scheduling the fair in early June positions Auburn ahead of many Northern California county fairs, providing competitive advantage in vendor booking and regional attendance. This timing allows the fair to brand itself as the kickoff to summer in Placer County, creating a strong marketing identity and differentiating it from late-season events.

Financial & Revenue Implications

Early summer timing may positively impact discretionary spending, as families have not yet committed to major vacation expenses. Increased beverage sales, improved carnival conditions, and enhanced evening attendance could strengthen overall revenue performance.

Potential revenue benefits include:

- Increased gate attendance from families beginning summer break
- Stronger food and beverage sales due to warmer temperatures
- Improved vendor recruitment and availability
- More engagement from the livestock community

Financial risks include potential Friday attendance reduction due to graduation conflicts and operational overlap with fiscal year end activities. These risks require disciplined budgeting and early planning to avoid administrative strain.

Operational & Logistical Considerations

Operational planning must account for heat mitigation infrastructure, vendor contracting timelines, Butler Amusements, staff scheduling and volunteer efforts. Early engagement with community partners, Old Town and Downtown Auburn businesses and the County will strengthen collaborative marketing efforts and maximize economic impact.

Community & Economic Impact

June scheduling aligns well with Auburn’s outdoor tourism season. Restaurants, hotels, breweries, and retailers stand to benefit from increased visitor activity. Coordinated promotion with Placer County and surrounding county merchants can amplify economic impact and reinforce the fair as a regional summer destination.

What This Means for Fair Planning

No known major Placer County events currently scheduled that would directly compete for attendees or volunteers during June 10–13, 2027. The calendar gap strengthens the positioning of the fair as an early summer anchor event in the region.

Strategic Recommendation

Based on the analysis, it is recommended that the Gold Country Fairgrounds proceed with June 10–13, 2027 as the official fair dates. The advantages in competitive positioning, tourism alignment, and financial opportunity outweigh the manageable risks associated with graduation timing and heat exposure.

Key action steps include:

1. Implement a comprehensive heat mitigation plan.
2. Coordinate early with school districts and 4-H, FFA and Independent exhibitor advisors.
3. Launch a marketing campaign positioning the fair as the ‘Kickoff to Summer in Placer County.’
4. Secure vendor commitments by Q4 2026.
5. Develop Downtown and Old Town Auburn partnership promotions.

NON-PROFIT RENTAL APPLICATION

Instructions: Non-profits may qualify for a discount up to 20% on rental rates All applications must be submitted on this form, completed in its entirety, and at least 90 days before the non-profit's event date.

Required documentation to be submitted with application: A copy of current 501(c)(3) and Designation letter from IRS, current California Secretary of State Statement of Information, and proof of current status with the California Office of Attorney General's Charitable Trust Registry.

Name of Event: 51st Annual Mother Lode Model T Ford Club Swap Meet

Event Date(s) Requested: Saturday May 30, 2026 Set Up Sunday May 31, 2026 Swap Meet

Organization Name: Mother Lode Model T Club

Address: P.O. Box 4901 Auburn, Ca 95604

Phone: 916 599-0059 Gary Krezman

Fax:

Email: Gary Krezman garykrezman@gmail.com

Webpage: <https://www.motherlodemodelt.com>

Executive Board Members Names: Paula Mikles, President, Susie Krezman Vice President, Junette Avey Brown, Secretary Kitty Goodell Treasurer

Purpose of Organization and Mission: The Club is a non-profit organization dedicated to the personal enjoyment by its members thru the preservation and restoration of the Model T Ford and especially thru activities involving the use of Model T Fords. Membership is open to anyone who has interest in old cars. Activities of the club include auto touring in Northern California, care homes visitations, historical car displays, crab feed, safety inspections, school presentations, and the Annual Swap meet with proceeds benefiting local charities and service organizations.

Nonprofit 501(c)(3) Tax ID #: 310841368

Date:

Detailed Request: Use of ball field, (3.6 acres) and parking lot-set up day May 30, 2026 and event day Sunday May 31, 2026

Description of Event: Vintage and classic cars and parts swap meet—buying, selling, trading, information sharing, relationship building among car enthusiasts.

Who will benefit: Event participants (buyer and seller), club members, local charities, and service organizations in the greater Auburn area.

Purpose of Event: See description above.

How many years have you held this event? 50

Where has this event been held in the past? Gold Country Fair Grounds 50 years.

Est. attendants: 1500 **Number of Vendors:** 170 estimated

Admission and/or fees collected: \$7,000.00 estimated


Estimated revenue generated: \$4,000.00

Alcohol served? No

Food served? Food on site provided by vendors.

Building requested: Armory Placer Sierra Lions Other Ball field and parking lot.


Authorized Board Member Signature


Date Submitted



Secretary of State Certificate of Status

I, SHIRLEY N. WEBER, PH.D., California Secretary of State, hereby certify:

Entity Name: MOTHER LODE MODEL T CLUB
Entity No.: 0571137
Registration Date: 05/29/1969
Entity Type: Nonprofit Corporation - CA - Mutual Benefit
Formed In: CALIFORNIA
Status: Active

The above referenced entity is active on the Secretary of State's records and is authorized to exercise all its powers, rights and privileges in California.

This certificate relates to the status of the entity on the Secretary of State's records as of the date of this certificate and does not reflect documents that are pending review or other events that may impact status.

No information is available from this office regarding the financial condition, status of licenses, if any, business activities or practices of the entity.




IN WITNESS WHEREOF, I execute this certificate and affix the Great Seal of the State of California this day of March 15, 2026.

SHIRLEY N. WEBER, PH.D.
Secretary of State

Certificate No.: 433984543

To verify the issuance of this Certificate, use the Certificate No. above with the Secretary of State Certification Verification Search available at bizfileOnline.sos.ca.gov.



433984543



STATE OF CALIFORNIA
Office of the Secretary of State
BUSINESS ENTITIES ORDERS
 California Secretary of State
 1500 11th Street
 Sacramento, California 95814
 (916) 657-5448

B4501-5612 03/15/2026 12:15 PM Received by California Secretary of State

Entity Details	
Entity Name	MOTHER LODE MODEL T CLUB
Entity No.	0571137
Registration Date	05/29/1969
Entity Type	Nonprofit Corporation - CA - Mutual Benefit
Formed In	CALIFORNIA
Entity Status	Active
Request Type	Certificate Of Status

**51st ANNUAL MOTHER LODGE MODEL T CLUB
Vintage & Classic Cars & Parts**

SWAP MEET

Sunday

May 31, 2026

**Gold Country Fairgrounds
Auburn, Calif.**

Vendor Gate Open 6 AM – All Spaces 15x25 - \$35.00 ea.

Buyer Gate Opens at 6 AM – Buyer entry \$5.00.

**Vendor setup -Saturday, May 30, 3:00 pm, or when the field is finished.
All spaces first come basis. Space reservations not available.**

****All vendors must vacate by 2 pm Sunday, May 31.****

**Alcoholic beverages, Firearms, Food Sales & Open Fires not allowed.
Proceeds benefit Auto Museums and local charities.**

Food Booth on site provided by local food vendors.

Contacts: Gary 916-599-0059 or John 916-202-5842

More Info- Updates: <https://www.motherlodemodelt.com/>

**Directions: I-80 Eastbound, exit Maple St., follow signs to Auburn-
Folsom Rd. I-80 Westbound, exit Nevada St., cross over freeway &
follow signs to Auburn Folsom Rd.**

Enter at 200 Fairgate Rd. from Auburn Folsom Rd., On the Ball Field.

Sponsored by





1273 High Street, Auburn, CA 95603

NON-PROFIT RENTAL APPLICATION

Instructions: Non-profits may qualify for a discount up to 20% on rental rates All applications must be submitted on this form, completed in its entirety, and at least 90 days before the non-profit's event date.

Required documentation to be submitted with application: A copy of current 501(c)(3) and Designation letter from IRS, current California Secretary of State Statement of Information, and proof of current status with the California Office of Attorney General's Charitable Trust Registry.

Name of Event: Sacramento Aloha Festival

Event Date(s) Requested: September 19, 2026

Organization Name: Ka'onohi Foundation

Address: PO Box 3226, Citrus Heights, CA 95611

Phone: 916-521-0474

Fax: [Click here to enter text.](#)

Email: akinapamahoa@gmail.com

Webpage: www.sacalohafest.org

Executive Board Members Names: Sandra Ane, Pam Akina, Chip O'Neill

Purpose of Organization and Mission: The specific purpose of this corporation is to educate and expose the public to the history, language, and culture of the Native Hawaiian and other Pacific Islander People. The Ka'onohi Foundation was created by Hui o Hawaii of Sacramento, Inc. solely to house the Sacramento Aloha Festival, for educational and charitable purposes.

Nonprofit 501(c)(3) Tax ID #: 46-2466631

Date: February 8, 2013

Detailed Request: [Click here to enter text.](#)

Description of Event: A family event for all members of our community. Great food, entertainment, shopping, resources, and cultural workshops, plus a special "Keiki Korner" for children of all ages, with crafts, costumes, games, and more. SAF is the hub that connects Polynesia to the continent.

Who will benefit: The community of Placer County, California and others in attendance. Community Resources educate attendees on their available services and employment/volunteer opportunities. Cultural practitioners entertain and educate. Ka'onohi Foundation also awards multiple college scholarships to local area qualifying high school and college students; these are presented at the festival.

Purpose of Event: To educate and share Polynesian culture with the local community.

How many years have you held this event? 14

Where has this event been held in the past? Cal Expo and Gold Country Fairgrounds

Est. Attendance: 7000

Number of Vendors: 75

Admission and/or fees collected: \$5 each for ages 10+

Estimated revenue generated: \$22,000

Alcohol served? Yes

Food served? Yes

Building requested: Armory Placer Sierra Lions Other Tahoe

Pam Akina



3/17/26

Authorized Board Member Signature

Date Submitted